


ANGEL ISLAND LIVING HISTORY PROGRAM

Teacher Resource Book




Now is Your Time!




2013 - 2014

To All Whom it May Concern



Living History Program

Teacher Resource Book



Angel Island State Park

Acknowledgements

This handbook is a compilation of resources from many teachers. Without them, you would not have as high quality of a handbook. If you know of a resource, or a variation that has been useful for your class, please give it to the L.H.P. Coordinator or mail it to:

L.H.P. Coordinator
Angel Island State Park
P. O. Box 318
Tiburon, CA 94920
415-435-3161 or email aielp@parks.ca.gov

You may have noticed a few changes in our program; we hope that each year the program will improve to exceed our high expectations. This field trip has the potential to be an unforgettable journey into the past and we need your help and dedication to bring the past to life.

Thank you teachers, who prepared your classes, and augmented the program in your own special ways – cadences, flags, etc. Our joy for doing this program comes from seeing your students engaged with the learning experience and convinced that they are living what they have been studying.

Thanks also to the many volunteers who have helped by baking and improving the baking rotation. Our devoted cadre of bakers includes: Will Brunner, John Platt, Maureen Rogers and Danielle Adams. You are in good hands with any of them. (We also thank and fondly remember past bakers, too.)

Table of Contents

| | |
|---|----|
| I. General Information | 1 |
| (A) Quick Reference Page..... | 2 |
| (B) Getting a Reservation for your Class..... | 3 |
| (C) The Environmental Living Program..... | 4 |
| (D) Angel Island State Park Living History Program (COPY THIS FOR CHAPERONES)..... | 5 |
| II. The Overnight | 6 |
| (A) Preparing for the Trip | 7 |
| (1) Preparation Philosophy..... | 7 |
| (2) The Teacher Training Workshop..... | 7 |
| (3) A Time Line for Preparation..... | 8 |
| (4) Planning the Overnight..... | 9 |
| Maps to Tiburon, of Angel Island, and Camp Reynolds..... | 10 |
| (B) General Rules of the Facilities | 13 |
| (1) Fires..... | 13 |
| (2) Washing Dishes..... | 13 |
| (3) Food Storage..... | 13 |
| (4) Emergency Procedures..... | 13 |
| (5) A Word About Lighting..... | 14 |
| (C) The Day | 16 |
| (1) Afternoon Activities | 16 |
| (a) Schedule for the Overnight..... | 18 |
| (b) Squad Schedule..... | 19 |
| (c) Baking and the Bakehouse..... | 20 |
| (d) Kitchen Patrol..... | 24 |
| (e) Signaling..... | 27 |
| (f) Compass Hike/ Orienteering, Teacher's Key..... | 29 |
| (g) Militia Drill Rotation..... | 32 |
| (2) The Other Activities | 43 |
| (a) The Nighthike..... | 44 |
| (b) Nightwatch Duty..... | 45 |
| (c) Mail Call..... | 46 |
| (d) The Cannon Firing in the Morning..... | 47 |
| (e) Bugle Calls and the Soldier's Daily Schedule..... | 49 |
| (f) Civil War Songbook..... | 50 |
| (3) Optional activities | 56 |
| (a) How You Can Make a Simple Uniform..... | 56 |
| (b) Make Hardtack with Your Class..... | 56 |
| (c) Recruiting Ceremonies at School..... | 57 |
| (d) Make Your Own Flags and Cadences..... | 57 |
| (e) Make Your Own Haversacks..... | 57 |

| | |
|---|------------|
| (f) Logbooks..... | 58 |
| (g) Make Your Own Muskets..... | 58 |
| (h) Historic Cruises around Angel Island..... | 58 |
| (i) Do Civil War Simulations with Your Class..... | 58 |
| (4) On-site activities..... | 59 |
| (a) Hospital Rotation in the Afternoon..... | 59 |
| III. Historic Background: Civil War and Camp Reynolds..... | 64 |
| (A) Camp Reynolds- Civil War Historical Background..... | 65 |
| (B) Angel Island's History..... | 66 |
| (C) Camp Reynolds Official Description (1870)..... | 68 |
| (D) Historic Descriptions of Life at Camp Reynolds..... | 70 |
| (E) U. S. Army Culture on Angel Island..... | 71 |
| (F) A Typical Soldier's Day..... | 74 |
| (G) Soldier's Pay in the Civil War..... | 75 |
| (H) A Humorous Look at the Army Way..... | 77 |
| (I) A Chain of Command..... | 78 |
| (J) Hardtack Recipes..... | 79 |
| (K) A Typical U.S. Army Menu..... | 80 |
| (L) An 1861 Artillery Uniform..... | 81 |
| (M) Hospital Rules and Regulations..... | 88 |
| IV. Forms..... | 90 |
| (A) E.L.P. Program Evaluation..... | 91 |
| (B) Participant Equipment List..... | 92 |
| (C) Food Purchasing Checklist (COPY THIS FOR SHOPPING)..... | 93 |
| (D) Parent Contract (COPY THIS & HAVE PARENTS READ AND SIGN)..... | 95 |
| (E) Sample Letters: Historically Accurate & Simple letters in English & Spanish..... | 96 |
| (F) Illness Symptom Chart..... | 99 |
| (G) Patient Cards..... | 100 |
| (H) Discharge Papers (COPY & FILL OUT FOR EACH STUDENT)..... | 101 |
| (I) Confederate and Union Money (Optional, copy for soldier's pay)..... | 103 |
| (J) Alternative Squad Schedules: 4 sq/5rot, 5sq/6rot, 6sq/6rot..... | 104 |
| V. Bibliography and Suggested Reading List-annotated..... | 108 |
| TEACHER INFORMATION/ EMERGENCY PHONE NUMBERS | 112 |